

PRODUCT INFORMATION

HEATMASTER TC EVO WATERMASTER EVO WATERMASTER X EVO

TOTAL CONDENSING GAS BOILER & GAS WATER HEATER



HEATMASTER TC EVO


A UNIQUE CONCEPT

STAINLESS STEEL

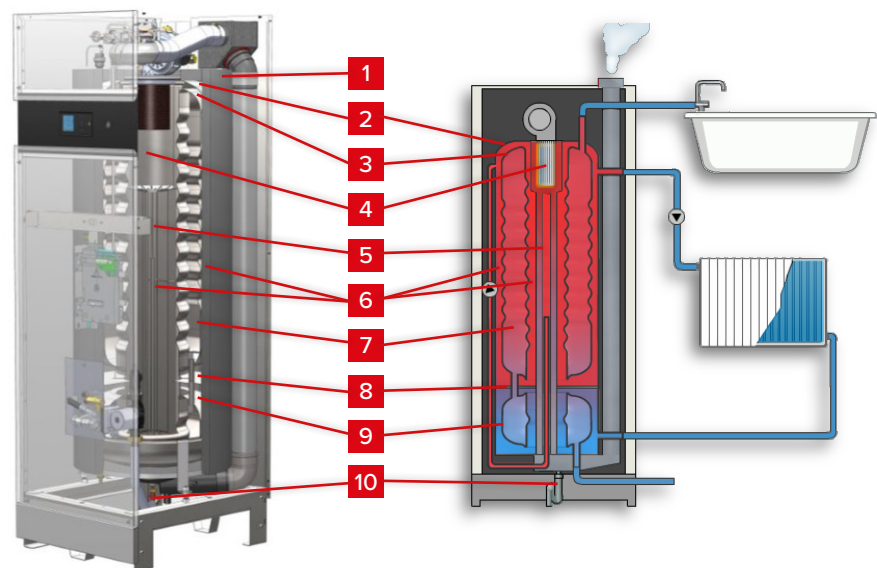
The heart of the HeatMaster consists of an exclusive stainless steel heat exchanger. The combustion gases flow downward along the exchanger pipes and condense in the lower primary circuit of the HeatMaster using all the combustion energy.

TANK-IN-TANK

Around the HeatMaster' heat exchanger is a stainless steel hot water tank, through which the combustion gas pipes pass. This tank is placed inside a steel tank which contains the primary liquid. This primary liquid cools the combustion space and descends along the combustion ducts while directly heating the stainless steel tank which contains the domestic hot water.



- 1 50 mm insulation
- 2 Tank in Tank : Primary external tank
- 3 Tank in Tank : Sanitary tank (SST)
- 4 Combustion chamber
- 5 Heat Exchanger (SST)
- 6 Primary water
- 7 Sanitary water
- 8 Primary water separation plate
- 9 Preheat sanitary Tank
- 10 Condensate water



HIGH DOMESTIC HOT WATER FLOW

With a same DHW volume, the unique Tank in Tank concept results in a much higher DHW production than other technologies. This also allows to select a less powerful model for a similar DHW performance, than with other technologies. The tanks' large heat exchange surface (up to 2X larger than a coil) allows for continuous heating of the tank in tank, without on-off cycles (tank recharging), further reducing for gas consumption and polluting emissions. In addition, the primary hot water surrounding the DHW tank has a thermal inertia which quickly exchanges its heat to the cold city water.



DOUBLE CONDENSING IN HEATING & DHW

The vast majority of modern boilers only condens when cold city water enters the boiler cooling the exhausting combustion flues. This means, if there is no sanitary demand, there is no cold water entering the boiler and thus no condensing. The flue temperature is higher and the installation wastes valuable energy escaping with the flue. Thanks to the Tank in Tank technology, our HeatMaster TC® range do not have this limitation, the boilers condens in both heating and sanitary demand.



EASY DISASSEMBLY

For easy maintenance, access and commissioning, the product is easy to disassemble. Within a minimum time and little manipulations, the front side, upper and lower casing can be removed.



SELF-CLEANING EXCHANGER

The condensed water droplets appearing in the stainless steel exchanger clean it from all impurities, reducing the need for cleaning and increasing its lifetime.



LOW SCALING

The exclusive design of the DHW tank allows it to slightly change shape under pressure and temperature variations, which prevents the build up of scale. Thanks to this auto-descaling, the efficiency and the DHW performance of the boiler remains through the life of the appliance.




ANTI-LEGIONELLA

The Tank-in-Tank technology guarantees all water in the tank can be heated at 60 °C, eliminating risks of legionella. An anti-legionella mode is also include in the boiler software.




USER FRIENDLY INTERFACE

With its dedicated, intuitive & complete software, the boiler can run up to 2 separates heating circuits.



SMALL FOOTPRINT

Up to 7240 L/h (40°C) domestic hot water per m².



HM / WM (25 -35 -45) = 0,4m²
HM/ WM (70-85-120) = 0,5 m²
WM (25 X -45 X -70 X) = 0,8 m²

APPLICATIONS & KEY ARGUMENTS

Hammam / Sauna
Anti-Scale

Shower Room
Anti-Legionella

Housing
L/10'


Luxurious Residence
Reliable

Car Wash
Resistant to water hammer

TIP


Thanks to the Tank in Tank technology, a hydraulic separation with a balance tank or a plate exchange is not necessary for cascade configurations. Unlike other technologies, the HM TC does not require a minimum hydraulic flow.

PROUD CUSTOMERS



RADISSON HASSELT

Hotel | Belgium
5 Heatmaster 120 TC



KA GENT

Football Stadium | Belgium
2 Heatmaster 120 TC



AUTO AQUAPARK WŁOCŁAWEK

Carwash | Poland
1 Heatmaster 120 TC

A WIDE RANGE

Evo Range	25 Evo	35 Evo	45 Evo	70 Evo	85 Evo	120 Evo	25 X Evo	45 X Evo	70 X Evo
Ref- HeatMaster TC (HM TC)	052840	052841	052842	052843	052844	052845	/	/	/
Ref- WaterMaster (WM)	052816	052817	052818	052819	052820	052821	052792	052793	052794
DHW storage volume	96 L	96 L	96 L	190 L	190 L	190 L	220 L	220 L	300 L
Footprint	0,4m ²	0,4m ²	0,4m ²	0,5m ²	0,5m ²	0,5m ²	0,8m ²	0,8m ²	0,8m ²

SANITARY PERFORMANCE

Type		25 Evo	35 Evo	45 Evo	70 Evo	85 Evo	120 Evo	25 X Evo	45 X Evo	70 X Evo
Peak flow at 40°C	L/10'	361	408	451	716	783	900	568	617	951
Peak flow 1st hour at 40°C	L/60'	1018	1328	1610	2455	2895	3620	1207	1793	2578
Continuous flow at 40°C	L/h	788	1104	1390	2087	2534	3402	788	1390	2087
Peak flow at 45°C	L/10'	301	339	373	592	646	676	477	501	816
Peak flow 1st hour at 45°C	L/60'	865	1127	1366	2083	2456	3098	1035	1537	2210
Continuous flow at 45°C	L/h	676	946	1192	1789	2172	2928	676	1192	1789
Peak flow at 60°C	L/10'	183	197	224	348	371	440	327	332	571
Peak flow 1st hour at 60°C	L/60'	577	749	894	1391	1638	1847	724	1076	1547
Continuous flow at 60°C	L/h	473	662	820	1252	1520	1754	473	820	1252
Declared load profile		XXL	XXL	XXL	XXL	XXL	XXL	XXL	XXL	XXL
Space heating energy efficiency class		A	A	A	A	A	A	/	/	/
Water heating energy efficiency class		A	A	A	A	A	A	A	A	A

WaterMaster

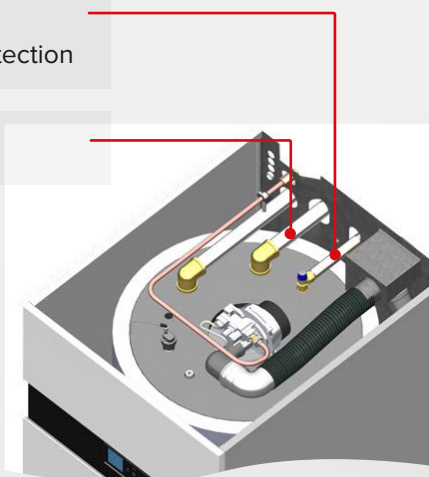
A DEDICATED WATER HEATER

Developed to produce a huge quantity of sanitary water and certified as a gas-fired storage water-heater (EN89 : 2015), the range has been extended with three X models : A big eXtreme tank-in-tank equipped with a 25, 45 or 69,9 kW burner. The X models are standard equipped with a sanitary loop connection. The perfect solution for high sanitary hot water applications.

INTEGRATED T&P

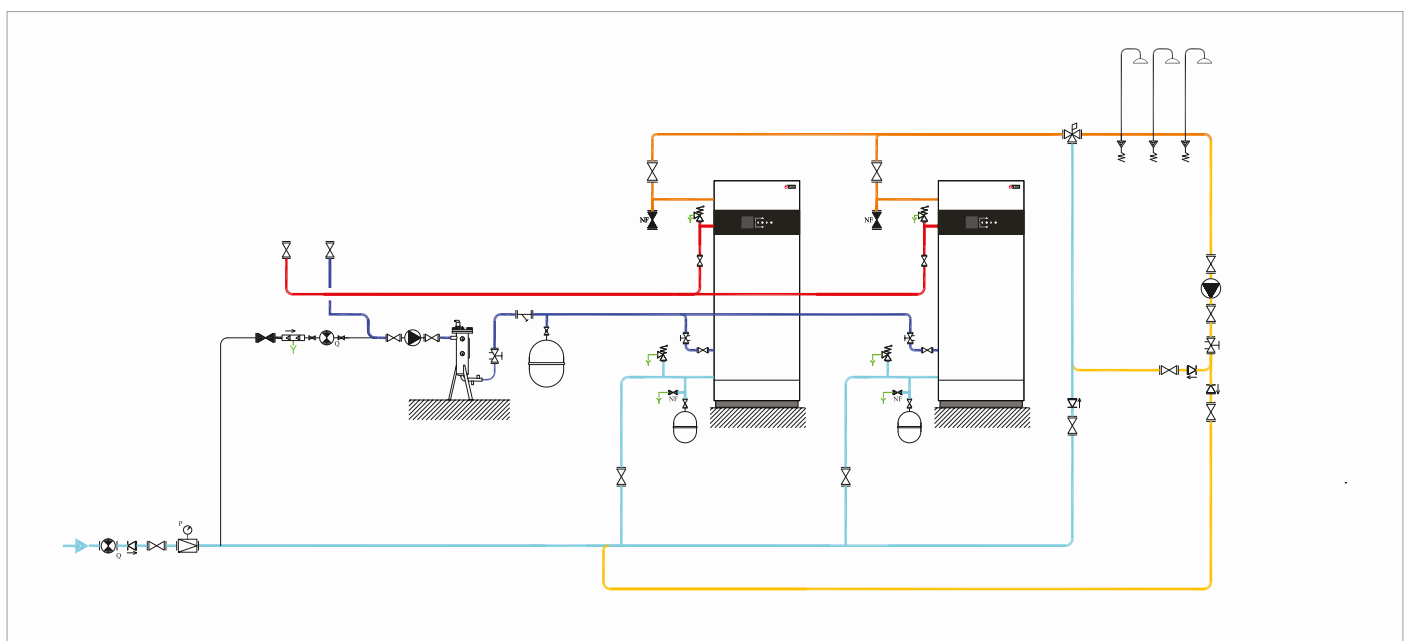
Temperature & Pressure protection

SANITARY LOOP



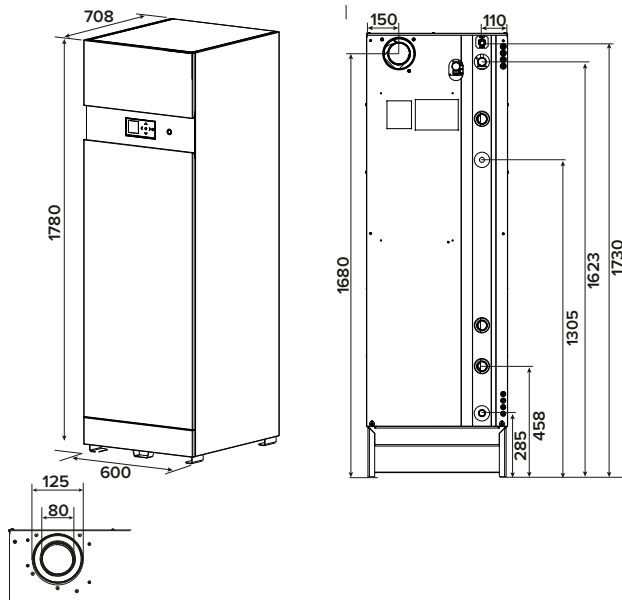
TECHNICAL SPECIFICATIONS

Type		25 Evo	35 Evo	45 Evo	70 Evo	85 Evo	120 Evo	25 X Evo	45 X Evo	70 X Evo
Reference (HM TC / WM)		052840 / 052816	052841 / 052817	052842 / 052818	052843 / 052819	052844 / 052820	052845 / 052821	- / 052792	- / 052793	- / 052794
Max heat input HCV	kW	27,8	38,9	50	77,6	95,3	127,7	27,8	50,6	77,6
Max heat input LCV	kW	25	34,9	45,6	69,9	85	115	25	45,6	69,9
Useful max power (80/60°C)	kW	24,3	34,1	44,1	68	82,9	111,7	/	/	/
Useful min power (80/60°C)	kW	4,9	6,8	8,8	20,9	20,5	22,9	/	/	/
Efficiency at 30% load (EN677) - HM	%	109	109	109	109	108	108	/	/	/
Efficiency DHW mode (EN89) - WM	%	108,5	108,5	108,5	107,7	107,7	107,7	108,7	108,9	107,9
NOx weighted (GCV) (EN15502)	mg/kWh	21,5	26,7	30,2	30,3	27	37,4	21,5	30,2	30,3
Capacity (total)	L	196	196	196	315	315	315	400	400	505
Capacity (primary)	L	100	100	100	125	125	125	180	180	205
Capacity (DHW)	L	96	96	96	190	190	190	220	220	300
Connection - heating	Ø"	1 F	1 F	1 F	1 ½ F	1 ½ F	1 ½ F	1 F	1 F	1 ½ F
Connection - DHW	Ø"	1 M	1 M	1 M	1 M	1 M	1 M	6/4 M	6/4 M	6/4 M
Connection gas	Ø"	3/4 M	3/4 M	3/4 M	3/4 M	3/4 M	3/4 M	3/4 M	3/4 M	3/4 M
Gas flow rate (max)	m³/h	2,66	3,64	4,67	7,2	8,6	12	2,66	4,67	7,2
Chimney connection	Ømm	80/125	80/125	80/125	100/150	100/150	100/150	80/125	80/125	100/150
Max operating temperature	°C	87	87	87	87	87	87	87	87	87
Max service pressure heating (primary)	bar	3	3	3	3	3	3	3	3	3
Max service pressure (DHW)	bar	8,6	8,6	8,6	8,6	8,6	8,6	8,6	8,6	8,6
Voltage	V	230	230	230	230	230	230	230	230	230
Protection IP		20	20	20	20	20	20	20	20	20
Electrical consumption	W	95	110	126	210	266	327	95	126	280
Weight (empty)	kg	177	177	177	298	298	299	270	270	380
Water heating energy efficiency	%	87,2	87,2	87,2	85	85	85	87,5	87,9	85



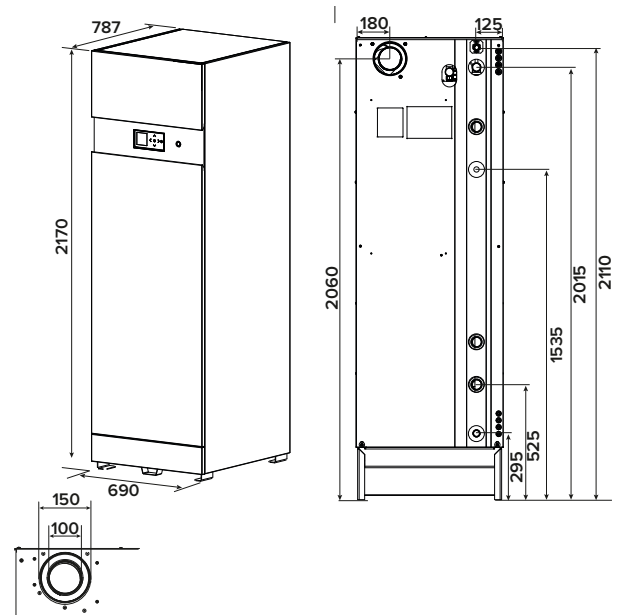
HeatMaster & WaterMaster

25-35-45 evo



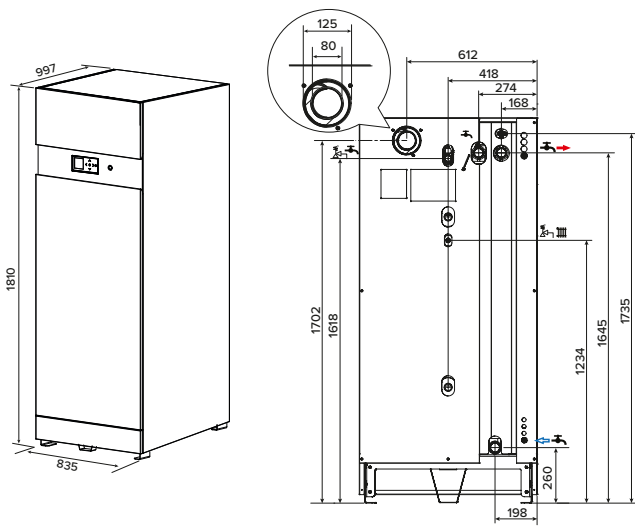
HeatMaster TC & WaterMaster

70-85-120 evo



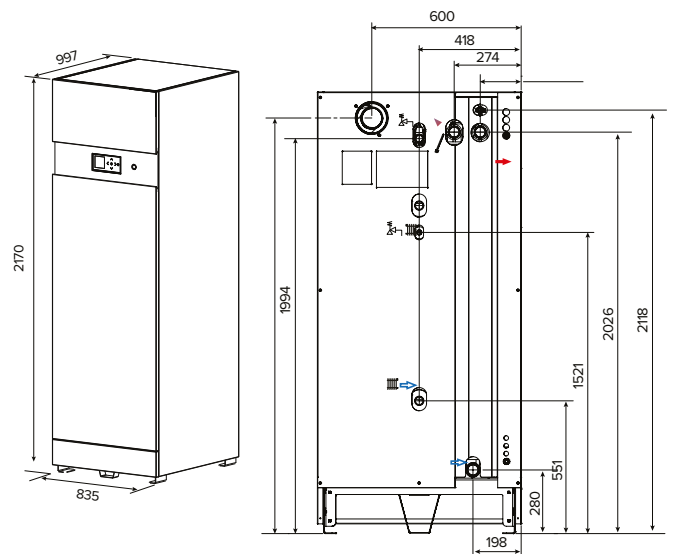
WaterMaster

25- 45 X evo




WaterMaster

70 X evo



CHECK OUT OUR PRODUCT VIDEO

EXCELLENCE IN HOT WATER



ACV INTERNATIONAL

Oude Vijverweg 6

1653, Dworp

België

Tel: +32 2 334 82 20

E-mail: international.info@acv.com



// A BRAND OF GROUPE ATLANTIC